



1. **Print reverse** (jacket inside) **first**.
2. Then, print this side at "Actual Size" (100%).
3. **Flip over** and fold twice to create jacket spine.
4. Lay flat and use cut lines to trim away excess.
5. Insert in plastic case and enjoy!

Fold here

Fold here

Quelf

is the game that gives random a new name! Use your creativity and imagination to answer crazy questions and perform ridiculous stunts. There's only one rule—obey the card!


For personal use only



[/boardgamebarrio](https://www.facebook.com/boardgamebarrio)
[/geeklist/318181](https://www.geeklist.com/318181)

Fold here

Fold here



23 June 2024





Small Box Game Jackets are designed for use in 4"x6" photo storage plastic cases, commonly found at craft stores in 16-box carry containers (a.k.a. "photo keepers") under the brand names of Iris, Simply Tidy, or Top Notch.

Fold
right side
over to
here **before**
trimming

Fold
right side
over to
here **before**
trimming



 /boardgamebarrio
 /geeklist/318181



Use this page to print the
inside of a jacket **BEFORE**
printing the jacket cover

1. Print "Actual Size" (100%) on cardstock.
2. Fold twice to create box spine.
3. Flip over, lay flat, and use cut lines to trim away excess.
4. Insert in box and enjoy!

This is a 4"x6" photo box available at craft stores in a 16-box container
(a.k.a. "photo keeper") under the brand names of Iris, Simply Tidy, or Top Notch

Fold
left side
over to
here **before**
trimming

Fold
left side
over to
here **before**
trimming